

BED SENSOR

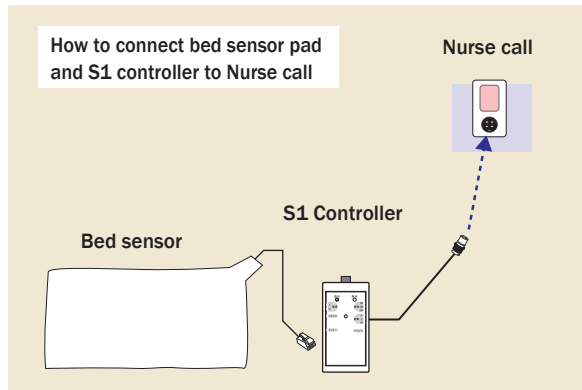








Bed sensor prevents patient from falling out from bed.
When patient tries to get up from bed, the bed sensor alert caregivers to provide an immediate response.

correspond to:
 NC-2000
 NC-100
 Gurad System II

Nurse call connection set

Using S1 controller, bed sensor can be connected with a nurse call



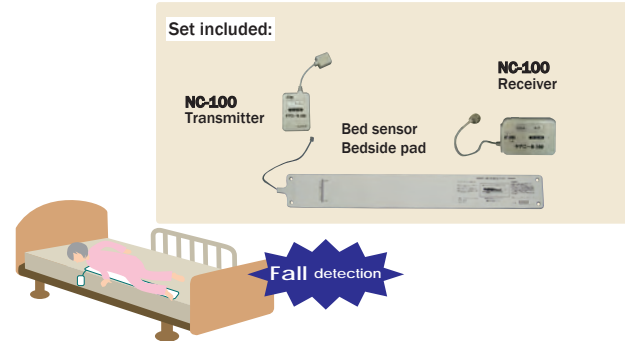
Bed sensor	Nurse call connection set		Bed sensor	Nurse call connection set	
	Item Number	Set item		Item Number	Set item
Regular Size set 	S1S-12	Regular size pad x 1 S1 Controller x 1	Twin pad set with PL plate 	S1S-02-2	Twin pad x 1 S1 Controller x 1 Y connector x 1 PL plate x 2
Wide Size set 	S1S-13	Wide size pad x 1 S1 Controller x 1	Twin pad set without PL plate 	S1S-02-1	Twin pad x 1 S1 Controller x 1 Y connector x 1
Super size set 	S1S-14	Super wide size pad x 1 S1 Controller x 1	Bedside set NC-100 	SNC100-FBS	Slim pad x 1 NC-100 x 1 set

Bedside pad



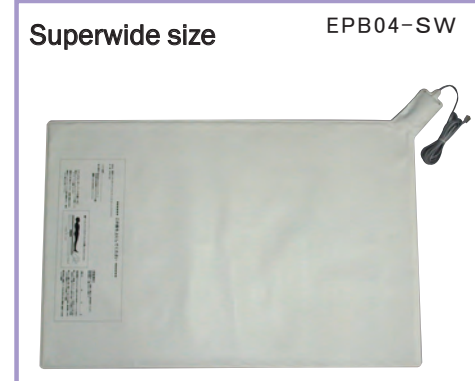


NC-100 Bedside set
SNC100-FBS

Set up a slim pad in the side of bed. When patient moves to the side of bed, NC-100 transmitter sends signal. It prevents fall from the bed when patient is getting up from bed.




Special feature of single pad

- ◆ Handling is simple, and it is available in various size to choose the most suitable pad for patient.



Special feature of twin pad

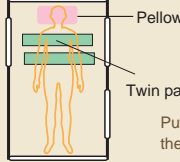
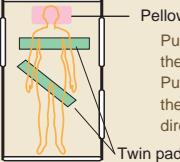
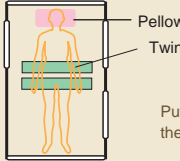
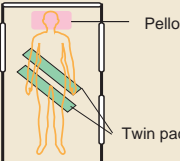
- ◆ Two pair of pads correspond with various patient movements if placed in proper position.
- ◆ PL plate is available for Viscoelastic mattress.



※ PL plate is optional.

How to set up Twin pads

The set up location of twin pad varies depending on the purpose of use. Please refer to the illustration chart below.

<p>To prevent from downfall or tumble</p>  <p>Pillow Twin pad Put Twin pads under the patient's shoulder</p>	<p>For the patient who is always move</p>  <p>Pillow Twin pad Put one pad under the patient's shoulder Put another pad under the hip in a slanting direction</p>
<p>To prevent wander</p>  <p>Pillow Twin pad Put Twin pads under the patient's shoulder</p>	<p>For the patient who is extremely active</p>  <p>Pillow Twin pad Put twin pad under the patient's back in a slanting direction.</p>

S1 Controller



S1 Controller is a bed monitor and can be connected to bed sensor pads. When the patient rises, the alarm is triggered. The alarm maybe be turned off by pressing the reset button or by having the patient place their weight back on the bed pad. This product is also compatible with most Nurse Call Systems and is able to be reset from the station.
S1 Controller has alarm time delay function to avoid unnecessary alarm caused by patient's tossing and turning.